

County Commissioners Association of Missouri

MoDOT UPDATE

March 1, 2023

Ashley Buechter, PE

Assistant State Design Engineer – Local Programs Administrator



2022 Missouri Department of Transportation
YEAR IN REVIEW





YEAR IN REVIEW

- FY23-27 STIP includes record \$10 billion for projects
- MHTC celebrates 100 years
- MoDOT earns pair of Governor's awards
- Supply Chain Task Force develops recommendations
- Major projects continue progress – FARM, Rocheport Bridge, Buck O'Neil Bridge, I-270

GOV. PARSON'S FOCUS ON BRIDGES PROGRAM

- \$351 million to repair or replace 250 poor bridges across the state
- 215 opened to traffic to date
 - 247 awarded – remaining three to be awarded by end of March



LEGISLATIVE ITEMS

- Safety Omnibus Package: SAFER

SAFER

SAFER ACCESS FOR EVERYONE ON THE ROADWAYS

SAFER FOR
CHILDREN

SAFER FOR
TEENS

SAFER FOR
HIGHWAY WORKERS

SAFER FOR YOU



EXISTING POLICIES

- ✓ BAC License Revocation
- ✓ Good Samaritan
- ✓ In-Person License Renewal
- ✓ Medical Review Board
- ✓ GDL Holding Period
- ✓ Child Endangerment
- ✗ Sobriety Checkpoints
- ✗ Ignition Interlock
- ✗ Rear Facing through 2
- ✗ Booster Seats
- ✗ Children in Hot Cars
- ✗ GDL Cellphone Ban
- ✗ Texting Ban
- ✗ Endangerment of a Highway Worker
- ✗ Primary Seat Belt
- ✗ All-Occupant Seat Belt
- ✗ Seat Belts on School Buses
- ✗ Automated Enforcement
- ✗ Interstate Speed Limit
- ✗ School Speed Limits
- ✗ GDL Passenger Restriction
- ✗ GDL Nighttime Restriction
- ✗ GDL Supervised Driving
- ✗ GDL Permit Age
- ✗ GDL Unrestricted License
- ✗ Motorcycle Helmets
- ✗ Bicycle Helmets
- ✗ Electric Bicycles

Recommendations from the National Safety Council and Advocates for Highway and Auto Safety

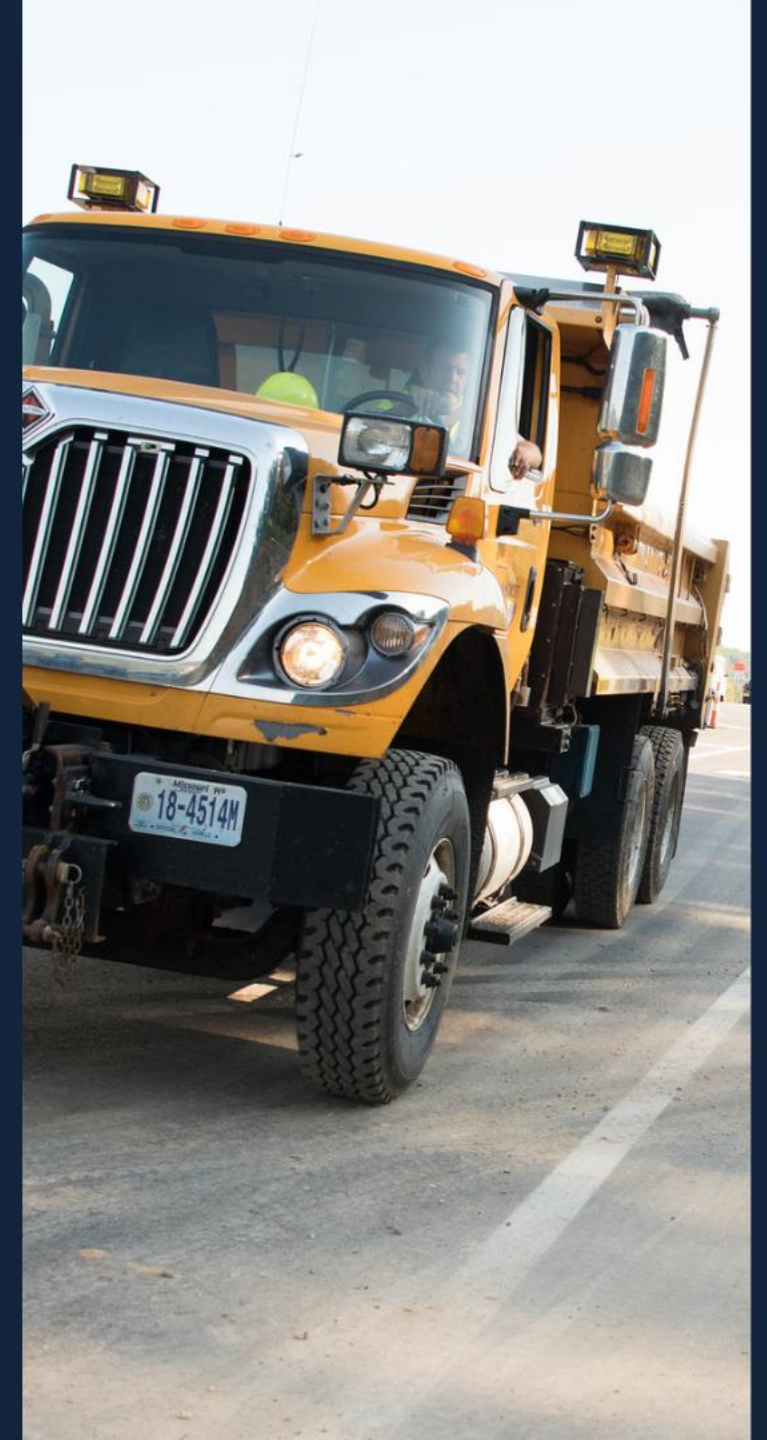
SAFER FOR HIGHWAY WORKERS

- Hands-Free for all Drivers
- Endangerment of a Highway Worker
- Automated Enforcement



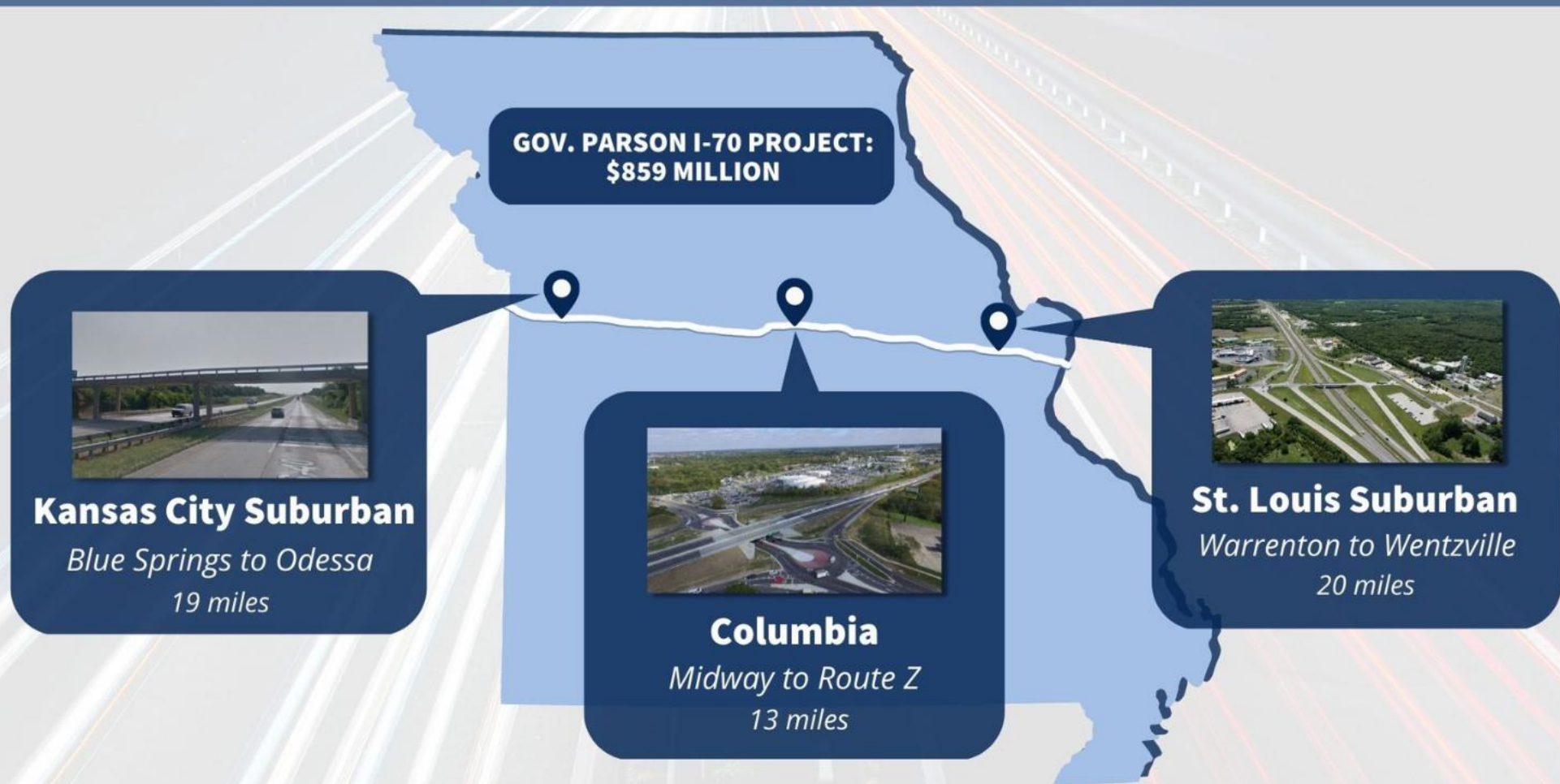
WORK ZONE SAFETY

- Safety plans
- National Work Zone Awareness Week Kickoff



GOV. PARSON I-70 PROJECT

AWARDED, PLANNED AND PROPOSED-FUNDED IMPROVEMENT CONSTRUCTION COSTS



2023-2027 STIP - INCLUDES SB262

Fiscal Year 2026 Amounts




Distributed based on:

- System size
- System usage
- Fatalities/serious injuries
- Population
- Employment

COST OF OPERATIONS

In FY 2022, MoDOT invested \$591 million to provide services, such as:

- Pavement repairs and sealing
- Winter operations
- Bridge maintenance
- Striping
- Traffic signs and signals
- Mowing



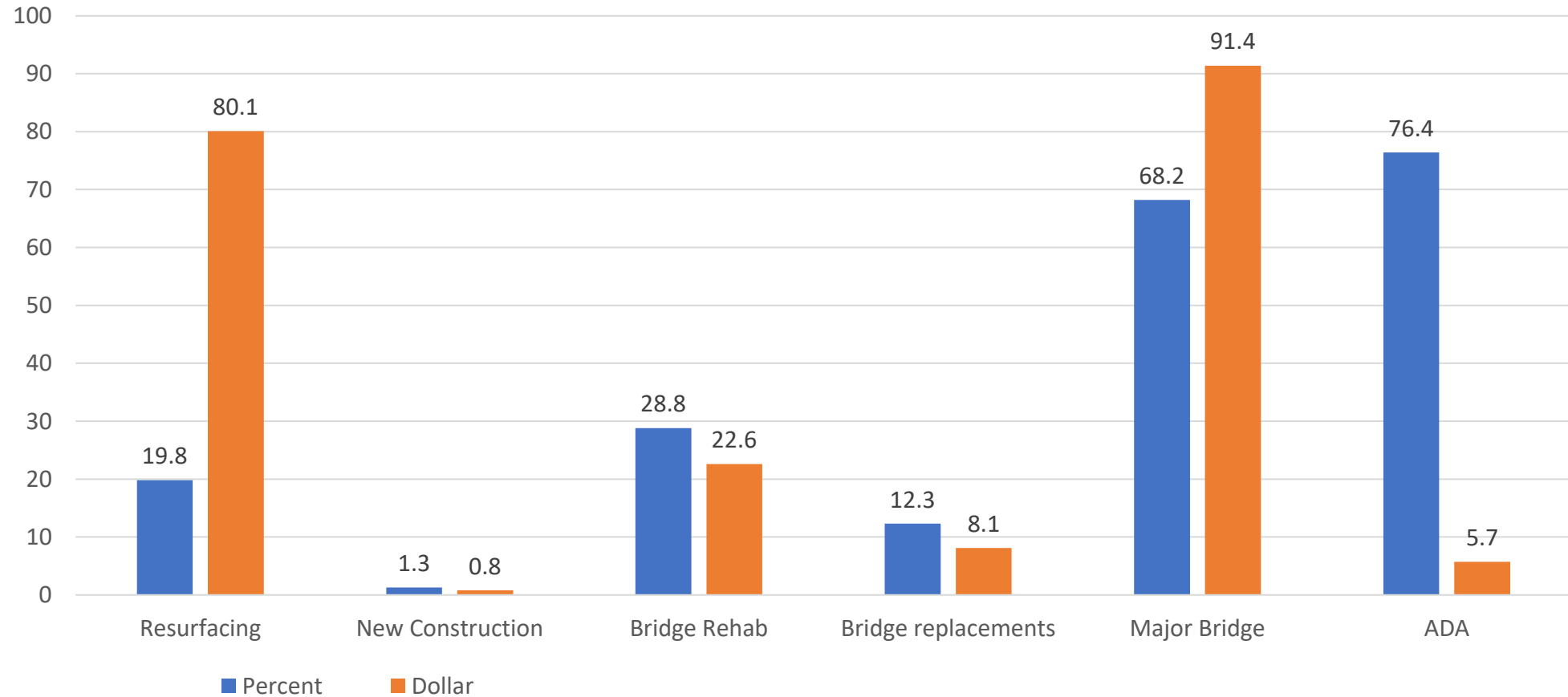
INFLATION

- 2022-2026 STIP actual inflation 11 %
 - Program versus award
- 2023-2027 STIP actual inflation (to-date) approximately 27% -- \$242 million
 - Program versus award



YTD INFLATION IMPACTS

YTD Inflation Impacts



NEW OPPORTUNITIES & INCREASED FUNDING

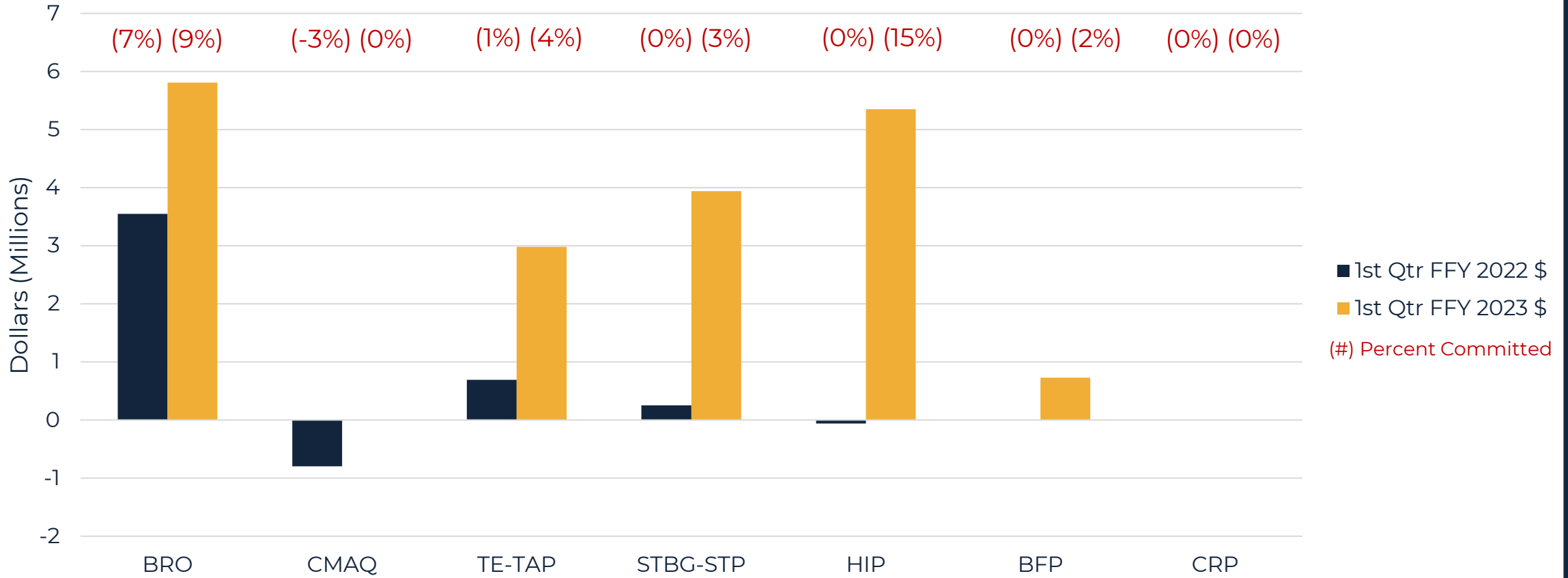
FOR LOCAL AGENCIES

- **Bipartisan Infrastructure Law examples:**
 - Increased Off-System Bridge Program (BRO) funding
 - Created Bridge Formula Program (BFP) to add more funds to off-system bridges
 - Increased Transportation Alternatives Program (TAP) funding
- **Motor fuel tax increase, estimated annual yield:**
 - City distribution: \$77,064,843
 - County distribution: \$77,064,843

AVAILABLE FUNDS

- \$405 million available for local agencies to invest in local transportation projects for FFY 2023
 - An increase of \$96 million over FFY 2022

LOCAL PROGRAM FUNDS COMMITTED TO PROJECTS



OFF-SYSTEM BRIDGES

Changes:

- Off-system means bridges on roadways with a functional classification of Rural Local, Urban Local, or Rural Minor Collector
- Historically \$20.7M per year
- Money distributed to Counties
- 80%/20% match
- Distribution of money based on the area of poor condition bridge deck versus deficient
- November 2021, Congress passed a new five-year ('22-'26) highway infrastructure bill: Bipartisan Infrastructure Law (BIL)...

OFF-SYSTEM BRIDGES

- For the BRO program:
 - BIL made available additional money
 - Increase of \$7M per year

2021 Program Distribution	
Distribution Method:	Deficient Area
Federal Fiscal Year:	2021
Total BRO Funding:	\$20,793,627
Inspection Program:	-\$1,000,000
Available for Projects:	\$19,793,627

2022 Program Distribution	
Distribution Method:	Poor Area
Federal Fiscal Year:	2022
Total BRO Funding:	\$27,724,836
Inspection Program:	-\$1,000,000
Available for Projects:	\$26,724,836

\$27.7M per year

NOTE: inspection program

OFF-SYSTEM BRIDGES

- BIL also introduces a new program focused on taking care of poor condition structures:
 - Bridge Formula Program (BFP)
- 100% (no local match)

Funding Available:	\$15,700,000	\$29,700,000
District	FFY 22, 23, and 24	FFY 25 and 26
NW	\$5,519,839	\$10,441,989
NE	\$1,710,230	\$3,235,276
KC	\$1,972,940	\$3,732,250
CD	\$1,734,415	\$3,281,026
SL	\$1,025,999	\$1,940,902
SW	\$2,514,028	\$4,755,837
SE	\$1,222,548	\$2,312,719
Totals:	\$15,700,000	\$29,700,000

\$106.5M over 5 years

more money

more money

$$\begin{aligned} & (\mathbf{BRO} + \mathbf{BIL}) + (\mathbf{BIL} + \mathbf{BFP}) + \mathbf{Existing\ Balances} \\ & = \mathbf{Regionalization} \end{aligned}$$

OFF-SYSTEM BRIDGES

DETAILS

- Federal fiscal year '22 is transition year
 - All existing (-) balances were cleared before statewide funds distributed
- Counties were allowed to carry existing (+) balances into the regional program
- Regions were required to honor all existing project commitments within the region prior to distributing any regional funds to new projects

Statewide Values	
Distribution Method:	Poor Area
Federal Fiscal Year:	2022
Total BRO Funding:	\$27,724,836
Inspection Program:	-\$1,000,000
Negative Balance Payback:	-\$8,251,290
Available for Projects:	\$18,473,546

District	2022 Regional Allocation	Honor Existing Comittments	Regional Balance Available for Projects	Existing County Balances Available for Projects
NW	\$6,494,969	-\$2,655,458	\$3,839,511	\$2,921,131
NE	\$2,012,357	-\$1,161,045	\$851,312	\$1,473,889
KC	\$2,321,478	-\$3,653,413	-\$1,331,935	\$1,318,414
CD	\$2,040,815	-\$1,095,549	\$945,266	\$855,155
SL	\$1,207,251	-\$756,999	\$450,252	\$647,845
SW	\$2,958,154	-\$882,159	\$2,075,995	\$2,701,689
SE	\$1,438,523	-\$428,461	\$1,010,062	\$1,210,432
Totals:	\$18,473,546	-\$10,633,084	\$7,840,462	\$11,128,555

OFF-SYSTEM BRIDGES

BRO Allocations ('23 and beyond) and Set Asides

Distribution Method:	Poor Area
Federal Fiscal Year:	2023
Total BRO Funding:	\$27,724,836
Inspection Program:	-\$1,000,000
*FHWA Mandated Load Rating Project:	-\$2,500,000
**Statewide Large Bridge and Emerging Needs Pot:	-\$2,000,000
Available for Projects:	\$22,224,836

*Subject to the outcome of timeline negotiations with FHWA

**Subject to rules created for the use of this funds in this pot

- Inspection Program (also in '22)
- Load Rating Project
- Statewide Large Bridge and Emerging Needs (started with '23 funding)
 - Large Bridge = ≥ 200 feet
 - Emerging Need = unexpected damage/situations on structures

OFF-SYSTEM BRIDGES

Regionalization Funding Overview

District	2022 Federal Fiscal Year			2023 and 2024 Federal Fiscal Year			2025 and 2026 Federal Fiscal Year		
	BRO	BFP	Total	BRO	BFP	Total	BRO	BFP	Total
NW	\$6,494,969	\$5,519,839	\$12,014,808	\$7,813,855	\$5,519,839	\$13,333,695	\$7,813,855	\$10,441,989	\$18,255,844
NE	\$2,012,357	\$1,710,230	\$3,722,587	\$2,420,992	\$1,710,230	\$4,131,222	\$2,420,992	\$3,235,276	\$5,656,268
KC	\$2,321,478	\$1,972,940	\$4,294,418	\$2,792,884	\$1,972,940	\$4,765,824	\$2,792,884	\$3,732,250	\$6,525,134
CD	\$2,040,815	\$1,734,415	\$3,775,229	\$2,455,228	\$1,734,415	\$4,189,643	\$2,455,228	\$3,281,026	\$5,736,255
SL	\$1,207,251	\$1,025,999	\$2,233,250	\$1,452,399	\$1,025,999	\$2,478,397	\$1,452,399	\$1,940,902	\$3,393,301
SW	\$2,958,154	\$2,514,028	\$5,472,182	\$3,558,845	\$2,514,028	\$6,072,873	\$3,558,845	\$4,755,837	\$8,314,682
SE	\$1,438,523	\$1,222,548	\$2,661,071	\$1,730,633	\$1,222,548	\$2,953,181	\$1,730,633	\$2,312,719	\$4,043,352
Totals:	\$18,473,546	\$15,700,000	\$34,173,546	\$22,224,836	\$15,700,000	\$37,924,836	\$22,224,836	\$29,700,000	\$51,924,836

NOTE: for '22 BRO, amounts do not include existing (+) balances or honoring existing commitments

OFF-SYSTEM BRIDGES

Regionalization Structure

- Call for Projects, June 2022
 - Requested applications for three years of funding ('22, '23, and '24) from local entities
- Local Public Agencies submitted applications
- Regional Bridge Committees selected bridges for the initial three-year schedule
 - Including Large Bridge requests
 - Schedule will be updated and added to on a yearly basis
- Statewide Bridge Committee reviews selections, including Large Bridge requests
- Award Announcement, September 2022
- Soft Match Credit program continues (pre-approval)

2022 Missouri Regional Bridge Program Call for Projects

Form Date:
6/13/2022

Missouri Regional Bridge Program Application

(submit to MoDOT District/Regional LPA Contact)

Date: _____

Region: _____

1. General Applicant Information	
County of Project Location:	
Name of Local Public Agency (LPA):	
Street Address:	
City:	
State:	
Zip Code:	
Phone Number:	
Email Address:	
Unique Entity Identifier (UEI):	
Primary Contact: (Name and Title):	
Person in Responsible Charge (if different):	

Has the Engineer of Record been selected?

Engineering Firm

The Missouri Department of Transportation is pleased to announce the award of the Regional Bridge Program to _____.

The Regional Bridge Program replaces the previous off-system local bridge replacement available through the Bridge Formula Program (BFP) as part of the Bipartisan Infrastructure Act.

Soft Match Credit
Pre-Approval Form
Fig. 136.3.28

County of Project:	Date:
Name of Entity:	Primary Contact:
E-mail:	Phone Number:
Existing Bridge Number:	Route Name:
Feature Intersected:	Route Functional Classification:
Engineer of Record:	Contact:
Firm:	E-mail:
Phone:	Has design been completed on the proposed project? <input type="checkbox"/> Yes <input type="checkbox"/> No
Planned Start Date:	Planned Completion Date:
Proposed Bridge Length (maximum 80' if constructed by local forces):	
Provide detailed description of project scope:	
Work Performed By: <input type="checkbox"/> Local Forces <input type="checkbox"/> Contractor <input type="checkbox"/> Both	Does this project involve a railroad? <input type="checkbox"/> Yes <input type="checkbox"/> No
Estimated Design Cost \$	Estimated Inspection Cost \$
Other Costs (ROW, Utilities, etc.) \$	Total Est. Project Cost \$
Funding Source(s):	
Local Entity Funds:	Private Funds:
County Funds \$ _____	Railroad Funds \$ _____
City Funds \$ _____	Other: \$ _____
Other: \$ _____	Other: \$ _____

Missouri Regional Bridge Program

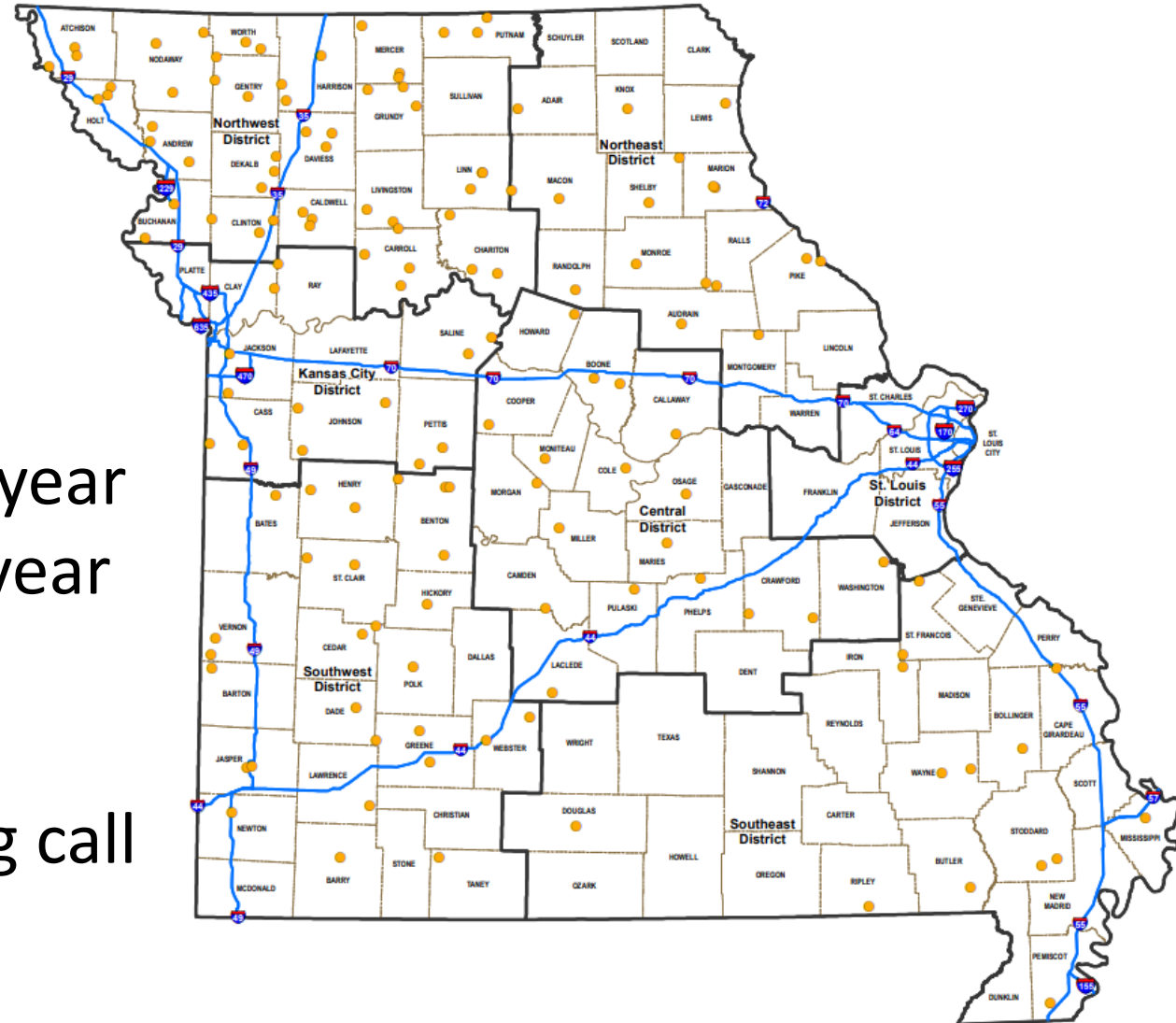
The Missouri Department of Transportation is pleased to announce the award of the Regional Bridge Program to _____.

The Regional Bridge Program replaces the previous off-system local bridge replacement available through the Bridge Formula Program (BFP) as part of the Bipartisan Infrastructure Act.

OFF-SYSTEM BRIDGES

Outcome

- 2022-2024
 - 316 applications received
 - 145 selected
 - 5 Large Bridges, \$2.4M
 - On average, 48 bridges per year
 - Compared to 20-30 per year
- Does not include St. Louis Region
 - East West Gateway doing call for projects



OFF-SYSTEM BRIDGES

What's Next

- Received feedback
- Making enhancements
- NEXT CALL FOR PROJECTS: **MAY 1, 2023** (for '25 funding)



Transportation Alternatives Program (TAP)

- Historically (prior to the BIL) we received approximately \$18.6M in TAP funds:
 - 50% was allocated to the LPAs (\$9.3M).
 - The other 50% (any area) was used for MoDOT's ADA Transition Plan (\$9.3M).
- 80%/20% match



Transportation Alternatives Program (TAP)

Changes:

- BIL:
 - Amount of funding set-aside increased to 10% of STBG funds per fiscal year (\$31.4M for fiscal year 2022).
 - 59% of these funds suballocated to sub-state areas based on population (prior to BIL this was 50%).
 - Population distributions:
 - >200,000
 - 50,000-200,000
 - 5,000-49,999
 - <5,000
 - The remaining 41% is available for “Any Area”.
 - All TAP funds distributed and made available for competitive process.
- Non-BIL Change:
 - Maximum federal reimbursement was changed to \$500,000 from \$400,000.

Transportation Alternatives Program (TAP)

Pre-BIL

Changes

Transportation Alternative Program

Fiscal Year 2022 Transportation Alternative Program

Distribution Area	% Pop.	Apportionment Amount	
Suballocated Large Urban			
St. Louis MPO	34.68%	\$3,231,526	
Kansas City MPO	17.78%	\$1,656,763	
Springfield MPO	4.62%	\$430,497	
Total for Large Urban		\$5,318,786	57%
District NW	4.92%	\$458,452	
District NE	4.84%	\$450,997	
District KC	3.00%	\$279,544	
District CD	10.39%	\$968,153	
District SW	9.93%	\$925,290	
District SE	9.84%	\$916,904	
Subtotal	100.00%	\$3,999,340	43%
Total Allocated to LPA		\$9,318,126	
Statewide - ADA Transition Plan (STIP)		\$9,318,126	
TOTAL		\$18,636,252	

Distribution Area	% Pop. ²	Apportionment Amount	% Pop. ²	Apportionment Amount-Any Area	Apportionment Total ³	2022 Estimated OL Allocation (98%)	
Suballocated Large Urban¹							
St. Louis MPO		\$5,495,625	33.18%	\$4,268,632	\$9,764,257	\$9,568,972	
Kansas City MPO		\$2,645,813	19.25%	\$2,476,527	\$5,122,340	\$5,019,893	
Springfield MPO		\$846,144	5.35%	\$688,282	\$1,534,426	\$1,503,737	
Fayetteville MPO		\$6		\$0	\$6	\$6	
Total for Large Urban		\$8,987,588		\$7,433,441	\$16,421,029	\$16,092,608	52%
District NW	10.23%	\$974,466	4.32%	\$555,771	\$1,530,237	\$1,499,632	
District NE	11.43%	\$1,088,773	4.83%	\$621,383	\$1,710,156	\$1,675,953	
District KC-R	6.79%	\$646,786	2.87%	\$369,228	\$1,016,014	\$995,694	
District CD	25.73%	\$2,450,929	10.86%	\$1,397,147	\$3,848,076	\$3,771,115	
District SW-R	24.58%	\$2,341,385	10.38%	\$1,335,395	\$3,676,780	\$3,603,244	
District SE	21.24%	\$2,023,231	8.96%	\$1,152,711	\$3,175,942	\$3,112,423	
Subtotal		\$9,525,570		\$5,431,635	\$14,957,205	\$14,658,061	48%
Statewide - ADA Transition Plan (STIP)		\$0		\$0	\$0	\$0	
TOTAL		\$18,513,158		\$12,865,076	\$31,378,234	\$30,750,669	
Non-TMA Apportionment		\$9,525,570					
TMA Apportionment		\$8,987,588					
Any Area Apportionment							
Total TAP Apportionment				\$31,378,234			

¹Distribution based on population of areas greater than 50,000

²2020 census used

³Apportionment subject to Obligation Limitation

TAP Timeline and Structure

- Rural Call, May 2022 ('22 and '23 funding)
- Award Announcement, September 2022
 - Outcome:
 - 93 projects received
 - 84 projects selected (\$27.2M of federal funds)
- Supplemental Call in Northeast and Central District, November 2022
 - Currently reviewing projects
- Urban call/project selection
- NEXT CALL FOR PROJECTS: **JULY 10, 2023** ('24 and '25 funding)

2022 TAP Call for Projects

Transportation Alternatives Program - Notice of 2022 Statewide Call for Rural Projects - Applications due July 15, 2022

The Missouri Department of Transportation (MoDOT) is seeking projects to be funded using Rural Statewide Transportation Alternatives Program (TAP) funds. The TAP funds. Local Public Agencies (LPAs) that reside within the Metropolitan Planning Organizations of OTO, MARC, and East-West Gateway are not eligible for this call.

Eligible projects include:

- Construction of on-road and off-road trail facilities for pedestrians, bicyclists, and other non-motorized forms of transportation, including sidewalks, bicycle lanes, traffic calming techniques, lighting, and other safety-related infrastructure, and transportation projects to achieve compliance with the Americans with Disabilities Act;
- Construction of infrastructure-related projects and systems that will provide safe routes for non-drivers, including children, older adults, and individuals with disabilities;
- Conversion and use of abandoned railroad corridors for trails for pedestrians, bicyclists, or other non-motorized transportation users; and

2022 TAP Award Announcement

2022 Transportation Alternatives Program Award Announcement

The Missouri Department of Transportation is pleased to announce the award of the 2022 Transportation Alternatives Program projects.

Awarded federal revenue

The Transportation Alternatives Program experience through

Applications for 93 projects located outside of the

The sponsors of award implementation projects

Local public agencies

...

2022 Rural TAP Selected Projects

MoDOT District	Project Sponsor	County	Regional Planning Commission / Metropolitan Planning Organization	Project	Total Project Cost	Federal funds Awarded
Northwest	City of Savannah	Andrew	SIATSO	E Hwy Non-motoring Routes	\$443,750.00	\$355,000.00
Northwest	Maryville	Nodaway	NWRFCOG	East Thompson street Trail Project	\$405,458.00	\$261,520.41
Northwest	Salisbury	Chariton	GHRPC	Highway 129 Sidewalk Improvements	\$281,825.00	\$225,460.00
Northwest	City of Lathrop	Clinton	MoKan	Sidewalk West Side Center Street (Hwy. 33) Walnut Street to School	\$333,146.67	\$249,860.00
Northwest	City of Bethany	Harrison	GHRPC	Bethany Sidewalks - Phase IV Project	\$627,054.75	\$500,000.00
Northwest	Town of Carrollton	Carroll	GHRPC	Sidewalk Enhancement Phase VI	\$230,280.50	\$161,196.35
Northwest	Gower	Clinton	MoKan	Downtown Sidewalk Replacement	\$245,516.00	\$184,137.00
Northwest	Hamilton	Caldwell	GHRPC	Missouri Highway 13 Pedestrian Safety Project	\$337,500.00	\$270,000.00
Northwest	Holt County	Holt	NWRFCOG	Holt County Courtyard Sidewalk Replacement	\$404,750.00	\$323,800.00
Northwest	Milan	Sullivan	GHRPC	2022 TAP Sidewalk Enhancement Phase 5	\$329,151.79	\$246,863.84
Northwest	Nodaway County	Nodaway	NWRFCOG	Nodaway County Courthouse ADA Improvement Project	\$322,113.80	\$241,585.35
Northwest	Lancaster	Schuyler	NEMO RPC	Lancaster Sidewalk Renovations	\$363,475.00	\$290,780.00
Northwest	Mexico	Audrain	MTRCOG	Muldrow Sidewalk Phase II	\$241,786.00	\$193,428.80
Northwest	Twin Pike Family YMCA	Pike	MTRCOG	Kelly Ln. to Georgia St. Sidewalk Connector	\$344,700.00	\$275,760.00

2022 Supplemental TAP Call for Projects

2022 Supplemental TAP Call for Projects

Transportation Alternatives Program - Notice of 2022 Supplemental Call for Projects in Northeast and Central Districts- Applications due January 25, 2023

The Missouri Department of Transportation (MoDOT) is seeking projects to be funded using Statewide Transportation Alternatives Program (TAP) funds. This program call will award \$1.98 million of federal TAP funds in the Northeast and Central Districts.

GRANT OPPORTUNITIES

- **FHWA's DOT Navigator:**
 - Helps communities understand the best ways to apply for grants
 - Helps communities plan for and deliver transformative infrastructure projects and services
 - [Transportation.gov/dot-navigator](https://transportation.gov/dot-navigator)
- **Grants.gov:**
 - Information regarding notice of funding opportunities

Project Scheduling Tool

- Major Milestones
- Tool to keep projects on schedule
- Gantt Chart



HIGHWAY SAFETY



- 2022 marked third consecutive year of increasing roadway fatalities in Missouri
 - Second consecutive year with 1,000+ fatalities
- Three people killed each day on Missouri roads
 - Two of the three killed are not wearing a seat belt

modot.org/bupd

THANK YOU

Ashley Buechter

573-526-6997

